Al Fareed Stars Factory Co.

For Metal Industries and Cable Support System

CABLE TRAY SYSTEM - CATALOG

علامة الجودة SASO QUALITY MARK

SASO المواصفات السعودية Saudi Standards

BUREAU OF QUALITY CERTIFICATION BQC

OUR STANDARD YOUR GUARANTEE

ISO 9001 Quality

ISO 14001 Environment

OHSAS 18001 Health & Safety

CE

Cable Tray Section

Hot Dip Galvanized
Mill Galvanized
Aluminium
Stainless Steel
Powder Coated

AL FAREED STARS FACTORY CO.

CABLE TRAYS SELECTION

CABLE TRAYS - OUTSIDE RETURNED FLANGE

Part No : CT - OF(ST)/W

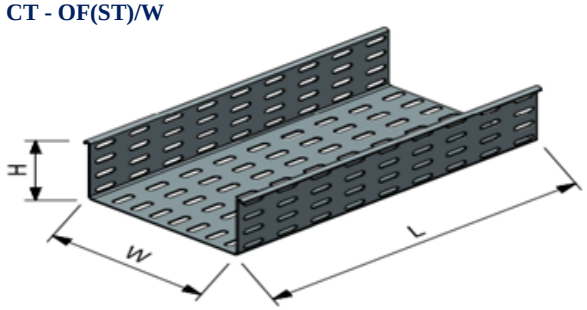

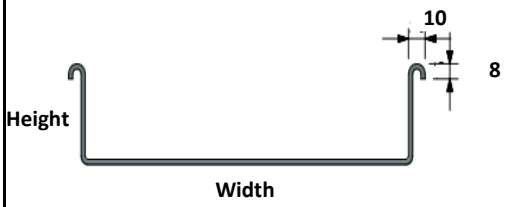

Item Code/ Part No.	Width(W) (mm)	Height (H) (mm)	Thickness (T) Light Duty (LD) (mm)	Thickness (T) Medium Duty(MD) (mm)	Thickness (T) Heavy Duty(HD) (mm)	Thickness (T) Extra heavy Duty(EHD) (mm)	Length(L) (Mtr)
CT-OF(ST) - 50	50	50	1.0	1.2	1.5	2.0	1.22 2.44 3.00
CT-OF(ST) - 100	100	50 / 75 / 100	1.0	1.2	1.5	2.0	
CT-OF(ST) - 150	150	50 / 75 / 100 / 150	1.0	1.2	1.5	2.0	
CT-OF(ST) - 200	200	50 / 75 / 100 / 150/200	1.0	1.2	1.5	2.0	
CT-OF(ST) - 250	250	50 / 75 / 100 / 150/200	1.0	1.2	1.5	2.0	
CT-OF(ST) - 300	300	50 / 75 / 100 / 150/200	1.0	1.2	1.5	2.0	
CT-OF(ST) - 350	350	50 / 75 / 100 / 150/200	1.2	1.5	2.0	2.0	
CT-OF(ST) - 400	400	50 / 75 / 100 / 150/200	1.2	1.5	2.0	2.0	**Material Finish(F)**
CT-OF(ST) - 450	450	50 / 75 / 100 / 150/200	1.2	1.5	2.0	2.0	
CT-OF(ST) - 500	500	50 / 75 / 100 / 150/200	1.2	1.5	2.0	2.0	HDG (Hot Dip Galvanized) MG (Mill Galvanized) ALU. (Aluminium) SS (Stainless Steel) PC (Powder Coating)
CT-OF(ST) - 550	550	50 / 75 / 100 / 150/200	1.2	1.5	2.0	2.0	
CT-OF(ST) - 600	600	50 / 75 / 100 / 150/200	1.2	1.5	2.0	2.0	
CT-OF(ST) - 650	650	50 / 75 / 100 / 150/200	1.5	1.5	2.0	2.0	
CT-OF(ST) - 700	700	50 / 75 / 100 / 150/200	1.5	1.5	2.0	2.0	
CT-OF(ST) - 750	750	50 / 75 / 100 / 150/200	1.5	1.5	2.0	2.0	
CT-OF(ST) - 800	800	50 / 75 / 100 / 150/200	1.5	1.5	2.0	2.0	
CT-OF(ST) - 850	850	50 / 75 / 100 / 150/200	1.5	1.5	2.0	2.0	
CT-OF(ST) - 900	900	50 / 75 / 100 / 150/200	1.5	1.5	2.0	2.0	
CT-OF(ST) - 1000	1000	50 / 75 / 100 / 150/200	1.5	2.0	2.0	2.0	
CT-OF(ST) - 1100	1100	50 / 75 / 100 / 150/200	1.5	2.0	2.0	2.0	
CT-OF(ST) - 1200	1200	50 / 75 / 100 / 150/200	1.5	2.0	2.0	2.0	

Ordering Guide :

CT-OF(ST)	(W)	(H)	(T)	(L)	(F)
Item Type	Wdth	Height	Thickness	Length	Finish

Example :

CT - OF (ST) - 300-50-1.5-2.44-HDG

Customer Service : Tel : 011 - 542 0047 / 011 - 410 6265, E - mail : info@alfareedstars.com, Web Site : www. alfareedstars.com

CABLE TRAYS - INSIDE RETURNED FLANGE

Part No : CT - IF(ST)/W

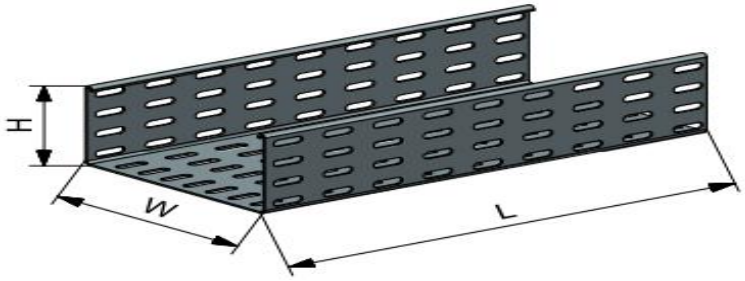



Item Code/ Part No.	Standard Width(W) (mm)	French Type Width(W) (mm)	Height (H) (mm)	Thickness (T) Light Duty (LD) (mm)	Thickness (T) Medium Duty(MD) (mm)	Thickness (T) Heavy Duty(HD) (mm)	Thickness (T) Extra heavy Duty(EHD) (mm)	Length(L) (Mtr)
CT-IF(ST) - 50	50		50	1.0	1.2	1.5	2.0	
CT-IF(ST) - 100	100	CTG 1 (120)		1.0	1.2	1.5	2.0	1.22
CT-IF(ST) - 150	150			1.0	1.2	1.5	2.0	
CT-IF(ST) - 200	200		60	1.0	1.2	1.5	2.0	2.44
CT-IF(ST) - 250	250	CTG 2 (218)		1.0	1.2	1.5	2.0	
CT-IF(ST) - 300	300			1.0	1.2	1.5	2.0	
CT-IF(ST) - 350	350		75	1.2	1.5	2.0	2.0	3.00
CT-IF(ST) - 400	400	CTG 3 (312)		1.2	1.5	2.0	2.0	**Material Finish(F)**
CT-IF(ST) - 450	450		90	1.2	1.5	2.0	2.0	
CT-IF(ST) - 500	500			1.2	1.5	2.0	2.0	HDG (Hot Dip Galvanized)
CT-IF(ST) - 550	550	CTG 4 (410)		1.2	1.5	2.0	2.0	
CT-IF(ST) - 600	600		100	1.2	1.5	2.0	2.0	
CT-IF(ST) - 650	650			1.5	1.5	2.0	2.0	MG (Mill Galvanized)
CT-IF(ST) - 700	700	CTG 5 (495)		1.5	1.5	2.0	2.0	
CT-IF(ST) - 750	750		110	1.5	1.5	2.0	2.0	ALU. (Aluminium)
CT-IF(ST) - 800	800			1.5	1.5	2.0	2.0	
CT-IF(ST) - 850	850	CTG 6 (600)		1.5	1.5	2.0	2.0	SS (Stainless Steel)
CT-IF(ST) - 900	900		125	1.5	1.5	2.0	2.0	
CT-IF(ST) - 1000	1000			1.5	2.0	2.0	2.0	PC (Powder Coating)
CT-IF(ST) - 1100	1100		150	1.5	2.0	2.0	2.0	
CT-IF(ST) - 1200	1200			1.5	2.0	2.0	2.0	

Ordering Guide :

CT-IF(ST) (W) (H) (T) (L) (F)

Item Type | Wdth | Height | Thickness | Length | Finish

Example :

CT- IF(ST) - 300-50-1.5-2.44-HDG

CABLE TRAYS - CUSTOMISED TYPES

Part No. : CT - CP - IF / W

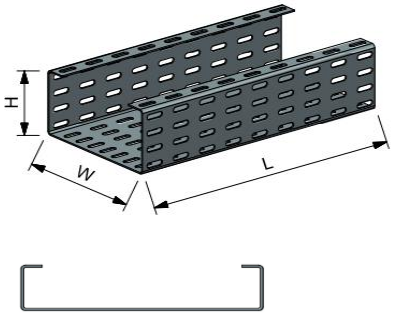

Part No.: CT - CP - OF / W

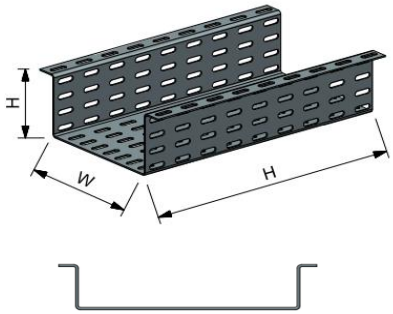

Part No. : CT - CP - U / W

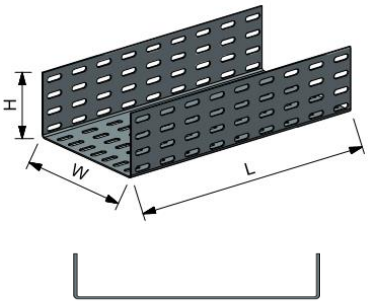

Part No. for Cable tray (CP-IF)	Part No. for Cable tray (CP-OF)	Part No. for Cable tray (CT - U)	Width(W) (mm)	Height (H) (mm)	Length(L) (Mtr)
CT-CP-IF(ST) - 50	CT-CP-OF(ST) - 50	CT- U(ST) - 50	50	50	
CT-CP-IF(ST) - 100	CT-CP-OF(ST) - 100	CT- U(ST) -100	100	60	1.22
CT-CP-IF(ST) - 150	CT-CP-OF(ST) - 150	CT- U(ST) -150	150	75	
CT-CP-IF(ST) - 200	CT-CP-OF(ST) - 200	CT- U(ST) -200	200	90	2.44
CT-CP-IF(ST) - 250	CT-CP-OF(ST) - 250	CT- U(ST) -250	250	100	
CT-CP-IF(ST) - 300	CT-CP-OF(ST) - 300	CT- U(ST) -300	300	110	
CT-CP-IF(ST) - 350	CT-CP-OF(ST) - 350	CT- U(ST) -350	350	125	3.00
CT-CP-IF(ST) - 400	CT-CP-OF(ST) - 400	CT- U(ST) -400	400	150	**Material Finish(F)**
CT-CP-IF(ST) - 450	CT-CP-OF(ST) - 450	CT- U(ST) -450	450	200	
CT-CP-IF(ST) - 500	CT-CP-OF(ST) - 500	CT- U(ST) -500	500		HDG (Hot Dip Galvanized)
CT-CP-IF(ST) - 550	CT-CP-OF(ST) - 550	CT- U(ST) -550	550	**Thickness (T) (mm)**	
CT-CP-IF(ST) - 600	CT-CP-OF(ST) - 600	CT- U(ST) -600	600		
CT-CP-IF(ST) - 650	CT-CP-OF(ST) - 650	CT- U(ST) -650	650	1.0	MG (Mill Galvanized)
CT-CP-IF(ST) - 700	CT-CP-OF(ST) - 700	CT- U(ST) -700	700		
CT-CP-IF(ST) - 750	CT-CP-OF(ST) - 750	CT- U(ST) -750	750	1.2	ALU. (Aluminium)
CT-CP-IF(ST) - 800	CT-CP-OF(ST) - 800	CT- U(ST) -800	800		
CT-CP-IF(ST) - 850	CT-CP-OF(ST) - 850	CT- U(ST) -850	850	1.5	SS (Stainless Steel)
CT-CP-IF(ST) - 900	CT-CP-OF(ST) - 900	CT- U(ST) -900	900		
CT-CP-IF(ST) - 1000	CT-CP-OF(ST) - 1000	CT- U(ST) -1000	1000	2.0	PC (Powder Coating)
CT-CP-IF(ST) - 1100	CT-CP-OF(ST) - 1100	CT- U(ST) -1100	1100		
CT-CP-IF(ST) - 1200	CT-CP-OF(ST) - 1200	CT- U(ST) -1200	1200		

Ordering Guide :

CT-OF(ST)	(W)	(H)	(T)	(L)	(F)
Item Type	Wdth	Height	Thickness	Length	Finish

Example :

CT - CP - IF (ST) - 300-50-1.5-2.44-HDG

AL FAREED STARS FACTORY CO.

CABLE TRAY WITH COVER SELECTION

CABLE TRAY WITH COVER

Part No - CT/COV - CT - OF/W

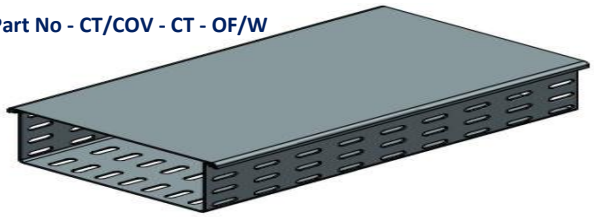



CABLE TRAY COVER ONLY

Part No - COV - CT - OF/W

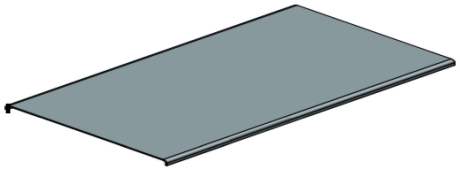

Item Code/ Part No. Cable tray With Cover	Item Code/ Part No. Cable tray Cover Only	Item Code/ Part No. Cable Tray Type	Cable tray/ Cover Width(W) (mm)	Cable Tray Height (H) (mm)	Thickness (T) Light Duty (LD) (mm)	Thickness (T) Medium Duty(MD) (mm)	Thickness (T) Heavy Duty(HD) (mm)	Thickness (T) Extra heavy Duty(EHD) (mm)	Length(L) (Mtr)
CT/COV (OF) - 50	COV - CT-OF - 50		50	50	1.0	1.2	1.5	2.0	
CT/COV (OF) - 100	COV - CT-OF - 100		100	50 / 75 / 100	1.0	1.2	1.5	2.0	1.22
CT/COV (OF) - 150	COV - CT-OF - 150		150	50 / 75 / 100 / 150	1.0	1.2	1.5	2.0	
CT/COV (OF) - 200	COV - CT-OF - 200		200	50 / 75 / 100 / 150/200	1.0	1.2	1.5	2.0	2.44
CT/COV (OF) - 250	COV - CT-OF - 250		250	50 / 75 / 100 / 150/200	1.0	1.2	1.5	2.0	
CT/COV (OF) - 300	COV - CT-OF - 300	Outside Flange	300	50 / 75 / 100 / 150/200	1.0	1.2	1.5	2.0	
CT/COV (OF) - 350	COV - CT-OF - 350		350	50 / 75 / 100 / 150/200	1.2	1.5	2.0	2.0	3.00
CT/COV (OF) - 400	COV - CT-OF - 400		400	50 / 75 / 100 / 150/200	1.2	1.5	2.0	2.0	Material Finish(F)
CT/COV (OF) - 450	COV - CT-OF - 450	Inside Flange	450	50 / 75 / 100 / 150/200	1.2	1.5	2.0	2.0	
CT/COV (OF) - 500	COV - CT-OF - 500		500	50 / 75 / 100 / 150/200	1.2	1.5	2.0	2.0	HDG (Hot Dip Galvanized)
CT/COV (OF) - 550	COV - CT-OF - 550	C - Profile Inside	550	50 / 75 / 100 / 150/200	1.2	1.5	2.0	2.0	
CT/COV (OF) - 600	COV - CT-OF - 600		600	50 / 75 / 100 / 150/200	1.2	1.5	2.0	2.0	
CT/COV (OF) - 650	COV - CT-OF - 650	C- ProfileOutside	650	50 / 75 / 100 / 150/200	1.5	1.5	2.0	2.0	MG (Mill Galvanized)
CT/COV (OF) - 700	COV - CT-OF - 700		700	50 / 75 / 100 / 150/200	1.5	1.5	2.0	2.0	
CT/COV (OF) - 750	COV - CT-OF - 750		750	50 / 75 / 100 / 150/200	1.5	1.5	2.0	2.0	ALU. (Aluminium)
CT/COV (OF) - 800	COV - CT-OF - 800	U - Type	800	50 / 75 / 100 / 150/200	1.5	1.5	2.0	2.0	
CT/COV (OF) - 850	COV - CT-OF - 850		850	50 / 75 / 100 / 150/200	1.5	1.5	2.0	2.0	SS (Stainless Steel)
CT/COV (OF) - 900	COV - CT-OF - 900		900	50 / 75 / 100 / 150/200	1.5	1.5	2.0	2.0	
CT/COV (OF) - 1000	COV - CT-OF - 1000		1000	50 / 75 / 100 / 150/200	1.5	2.0	2.0	2.0	PC (Powder Coating)
CT/COV (OF) - 1100	COV - CT-OF - 1100		1100	50 / 75 / 100 / 150/200	1.5	2.0	2.0	2.0	
CT/COV (OF) - 1200	COV - CT-OF - 1200		1200	50 / 75 / 100 / 150/200	1.5	2.0	2.0	2.0	

Ordering Guide : "Cable Tray With Cover "

CT/COV (OF) ⇔ Item Type | (W) ⇔ Wdth | (H) ⇔ Height | (T) ⇔ Thickness | (L) ⇔ Length | (F) ⇔ Finish

Example :
CT/COV- OF(ST) - 200-100-1.5-2.44-HDG

Ordering Guide : "Cable Tray Cover Only "

CT/COV (OF) ⇔ Item Type | (W) ⇔ Wdth | (T) ⇔ Thickness | (L) ⇔ Length | (F) ⇔ Finish

Example :
CT/COV- OF(ST) - 200-1.5-2.44-HDG

90^0 HORIZONTAL ELBOW / BEND FOR CABLE TRAY

Item Type - 1 (Part No. : CT - 90 HB1/W)

Item Type - 2 (Part No. : CT - 90 HB2/W)

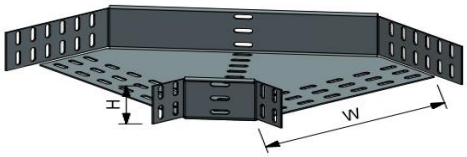

Item Type - 1 With Cover (Part No. : CT - 90 HB1/C/W)

Item Type - 2 With Cover (Part No. : CT -90 HB2/C/W)

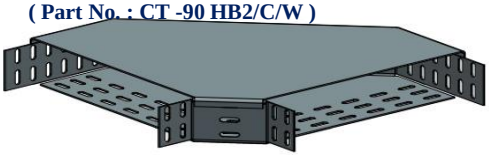

Item Code/ Part No. for Type - 1	Item Code/ Part No. for Type - 2	Width(W) (mm)	Height (H) (mm)	Thickness (T) (mm)				Radius (mm)
CT- (90 HB1) - 50	CT- (90 HB2) - 50	50	50	1.0	1.2	1.5	2.0	100
CT- (90 HB1) - 100	CT- (90 HB2) - 100	100	50 / 75 / 100	1.0	1.2	1.5	2.0	150
CT- (90 HB1) - 150	CT- (90 HB2) - 150	150	50 / 75 / 100/150	1.0	1.2	1.5	2.0	200
CT- (90 HB1) - 200	CT- (90 HB2) - 200	200	50 / 75 / 100 / 150 / 200	1.0	1.2	1.5	2.0	300
CT- (90 HB1) - 250	CT- (90 HB2) - 250	250	50 / 75 / 100 / 150 / 200	1.0	1.2	1.5	2.0	450
CT- (90 HB1) - 300	CT- (90 HB2) - 300	300	50 / 75 / 100 / 150 / 200	1.0	1.2	1.5	2.0	600
CT- (90 HB1) - 350	CT- (90 HB2) - 350	350	50 / 75 / 100 / 150 / 200	1.2	1.5	2.0	2.0	900
CT- (90 HB1) - 400	CT- (90 HB2) - 400	400	50 / 75 / 100 / 150 / 200	1.2	1.5	2.0	2.0	**Material Finish(F)**
CT- (90 HB1) - 450	CT- (90 HB2) - 450	450	50 / 75 / 100 / 150 / 200	1.2	1.5	2.0	2.0	
CT- (90 HB1) - 500	CT- (90 HB2) - 500	500	50 / 75 / 100 / 150 / 200	1.2	1.5	2.0	2.0	HDG (Hot Dip Galvanized) MG (Mill Galvanized) ALU. (Aluminium) SS (Stainless Steel) PC (Powder Coated)
CT- (90 HB1) - 600	CT- (90 HB2) - 600	600	50 / 75 / 100 / 150 / 200	1.2	1.5	2.0	2.0	
CT- (90 HB1) - 700	CT- (90 HB2) - 700	700	50 / 75 / 100 / 150 / 200	1.5	1.5	2.0	2.0	
CT- (90 HB1) - 750	CT- (90 HB2) - 750	750	50 / 75 / 100 / 150 / 200	1.5	1.5	2.0	2.0	
CT- (90 HB1) - 800	CT- (90 HB2) - 800	800	50 / 75 / 100 / 150 / 200	1.5	1.5	2.0	2.0	
CT- (90 HB1) - 900	CT- (90 HB2) - 900	900	50 / 75 / 100 / 150 / 200	1.5	1.5	2.0	2.0	
CT- (90 HB1) - 1000	CT- (90 HB2) - 1000	1000	50 / 75 / 100 / 150 / 200	1.5	2.0	2.0	2.0	

Notes:

** Use Item Code "CT - (90 HB1) / C " for 90° Elbow with Cover (For Type - 1)*

** Use Item Code "CT - (90 HB2) / C " for 90° Elbow with Cover (For Type - 2)*

45^{0} HORIZONTAL ELBOW / BEND FOR CABLE TRAY

Item Type - 1 (Part No. : CT - 45 HB1/W

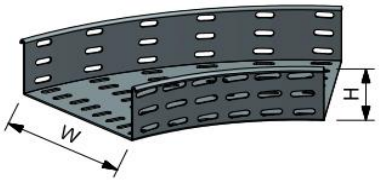

Item Type - With Cover (Part No. : CT - 45 HB1/C/W)

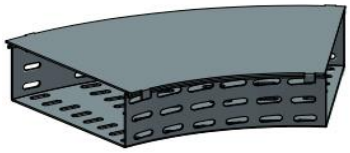

Item Type - 2 (Part No. CT - 45 HB2/ W)

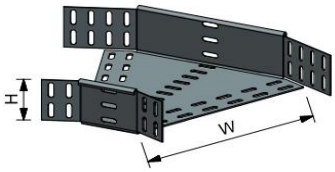

Item Type - 2 With Cover
(Part No. : CT - 45 H2/C/W)

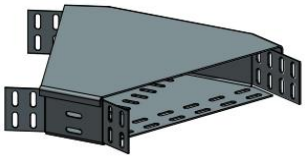

Item Code/ Part No. for Type - 1	Item Code/ Part No. for Type - 2	Width(W) (mm)	Height (H) (mm)	Thickness (T) (mm)				Radius (mm)
CT- (45 HB1) - 50	CT- (45 HB2) - 50	50	50	1.0	1.2	1.5	2.0	100
CT- (45 HB1) - 100	CT- (45 HB2) - 100	100	50 / 75 / 100	1.0	1.2	1.5	2.0	150
CT- (45 HB1) - 150	CT- (45 HB2) - 150	150	50 / 75 / 100/150	1.0	1.2	1.5	2.0	200
CT- (45 HB1) - 200	CT- (45 HB2) - 200	200	50 / 75 / 100 / 150 / 200	1.0	1.2	1.5	2.0	300
CT- (45 HB1) - 250	CT- (45 HB2) - 250	250	50 / 75 / 100 / 150 / 200	1.0	1.2	1.5	2.0	450
CT- (45 HB1) - 300	CT- (45 HB2) - 300	300	50 / 75 / 100 / 150 / 200	1.0	1.2	1.5	2.0	600
CT- (45 HB1) - 350	CT- (45 HB2) - 350	350	50 / 75 / 100 / 150 / 200	1.2	1.5	2.0	2.0	900
CT- (45 HB1) - 400	CT- (45 HB2) - 400	400	50 / 75 / 100 / 150 / 200	1.2	1.5	2.0	2.0	**Material Finish(F)**
CT- (45 HB1) - 450	CT- (45 HB2) - 450	450	50 / 75 / 100 / 150 / 200	1.2	1.5	2.0	2.0	
CT- (45 HB1) - 500	CT- (45 HB2) - 500	500	50 / 75 / 100 / 150 / 200	1.2	1.5	2.0	2.0	HDG (Hot Dip Galvanized) MG (Mill Galvanized) ALU. (Aluminium) SS (Stainless Steel) PC (Powder Coated)
CT- (45 HB1) - 600	CT- (45 HB2) - 600	600	50 / 75 / 100 / 150 / 200	1.2	1.5	2.0	2.0	
CT- (45 HB1) - 700	CT- (45 HB2) - 700	700	50 / 75 / 100 / 150 / 200	1.5	1.5	2.0	2.0	
CT- (45 HB1) - 750	CT- (45 HB2) - 750	750	50 / 75 / 100 / 150 / 200	1.5	1.5	2.0	2.0	
CT- (45 HB1) - 800	CT- (45 HB2) - 800	800	50 / 75 / 100 / 150 / 200	1.5	1.5	2.0	2.0	
CT- (45 HB1) - 900	CT- (45 HB2) - 900	900	50 / 75 / 100 / 150 / 200	1.5	1.5	2.0	2.0	
CT- (45 HB1) - 1000	CT- (45 HB2) - 1000	1000	50 / 75 / 100 / 150 / 200	1.5	2.0	2.0	2.0	

Notes:

** Use Item Code "CT - (45 HB1) / C " for 45° Elbow with Cover (For Type - 1)*

** Use Item Code "CT - (45 HB2) / C " for 45° Elbow with Cover (For Type - 2)*

90^0 VERTICAL OUTSIDE RISER/ ELBOW / BEND FOR CABLE TRAY

Item Type - 1
(Part No : CT - 90 OR1/W)

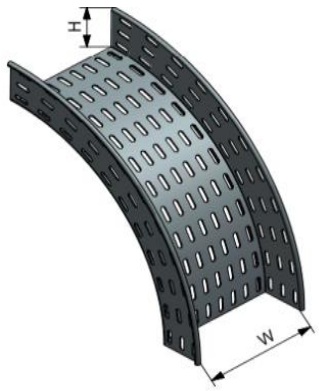

Item Type - 1 With Cover
(Part No. : CT - 90 OR1/C/W)

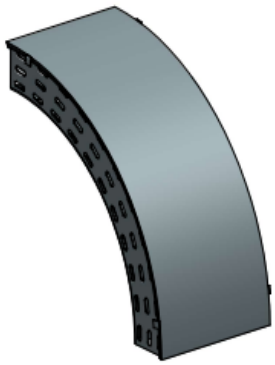

Item Type - 2
Part No :CT - 90 OR2/W)

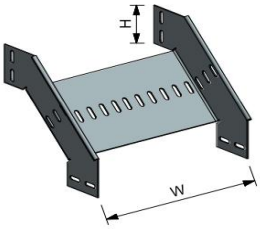

Item Type - 2 With Cover
(Part No : CT - 90 OR2/C/W)

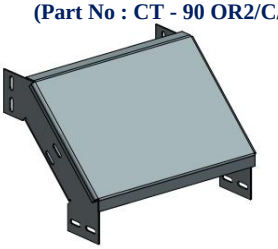

Item Code/ Part No. for Type - 1	Item Code/ Part No. for Type - 2	Width(W) (mm)	Height (H) (mm)	Thickness (T) (mm)				Radius (mm)
CT- (90 OR1) - 50	CT- (90 OR2) - 50	50	50	1.0	1.2	1.5	2.0	100
CT- (90 OR1) - 100	CT- (90 OR2) - 100	100	50 / 75 / 100	1.0	1.2	1.5	2.0	150
CT- (90 OR1) - 150	CT- (90 OR2) - 150	150	50 / 75 / 100/150	1.0	1.2	1.5	2.0	200
CT- (90 OR1) - 200	CT- (90 OR2) - 200	200	50 / 75 / 100 / 150 / 200	1.0	1.2	1.5	2.0	300
CT- (90 OR1) - 250	CT- (90 OR2) - 250	250	50 / 75 / 100 / 150 / 200	1.0	1.2	1.5	2.0	450
CT- (90 OR1) - 300	CT- (90 OR2) - 300	300	50 / 75 / 100 / 150 / 200	1.0	1.2	1.5	2.0	600
CT- (90 OR1) - 350	CT- (90 OR2) - 350	350	50 / 75 / 100 / 150 / 200	1.2	1.5	2.0	2.0	900
CT- (90 OR1) - 400	CT- (90 OR2) - 400	400	50 / 75 / 100 / 150 / 200	1.2	1.5	2.0	2.0	**Material Finish(F)**
CT- (90 OR1) - 450	CT- (90 OR2) - 450	450	50 / 75 / 100 / 150 / 200	1.2	1.5	2.0	2.0	
CT- (90 OR1) - 500	CT- (90 OR2) - 500	500	50 / 75 / 100 / 150 / 200	1.2	1.5	2.0	2.0	HDG (Hot Dip Galvanized)
CT- (90 OR1) - 600	CT- (90 OR2) - 600	600	50 / 75 / 100 / 150 / 200	1.2	1.5	2.0	2.0	MG (Mill Galvanized)
CT- (90 OR1) - 700	CT- (90 OR2) - 700	700	50 / 75 / 100 / 150 / 200	1.5	1.5	2.0	2.0	ALU. (Aluminium)
CT- (90 OR1) - 750	CT- (90 OR2) - 750	750	50 / 75 / 100 / 150 / 200	1.5	1.5	2.0	2.0	SS (Stainless Steel)
CT- (90 OR1) - 800	CT- (90 OR2) - 800	800	50 / 75 / 100 / 150 / 200	1.5	1.5	2.0	2.0	PC (Powder Coated)
CT- (90 OR1) - 900	CT- (90 OR2) - 900	900	50 / 75 / 100 / 150 / 200	1.5	1.5	2.0	2.0	
CT- (90 OR1) - 1000	CT- (90 OR2) - 1000	1000	50 / 75 / 100 / 150 / 200	1.5	2.0	2.0	2.0	

Notes:

** Use Item Code "CT - (90 OR1) / C " for 90° Outside Riser* ***with Cover (For Type 1)***

** Use Item Code "CT - (90 OR2) / C " for 90° Outside Riser* ***with Cover (For Type 2)***

90^0 Vertical Inside Riser/ Elbow / Bend for Cable Tray

Item Type - 1
(Part No : CT - 90 IR1/W)

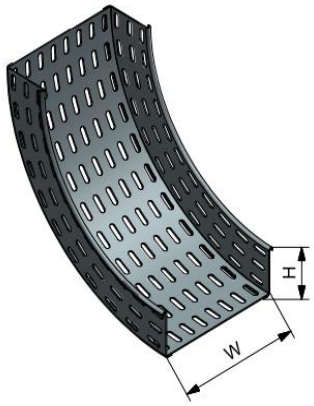

Item Type - 1 With Cover
(Part No. : CT - 90 IR1/C/W)

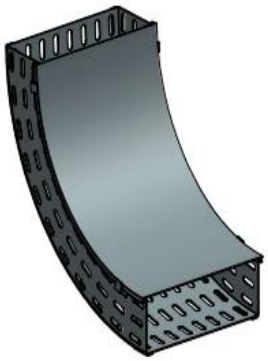

Item Type - 2
Part No :CT - 90 IR2/W)

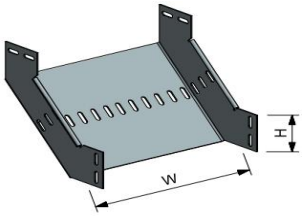

Item Type - 2 With Cover
(Part No : CT - 90 IR2/C/W)

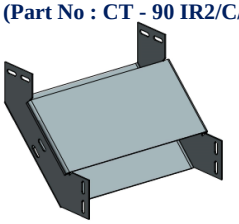

Item Code/ Part No. for Type 90 IR1	Item Code/ Part No. for Type 90 IR2	Width(W) (mm)	Height (H) (mm)	Thickness (T) (mm)				Radius (mm)
CT- (90 IR1) - 50	CT- (90 IR2) - 50	50	50	1.0	1.2	1.5	2.0	100
CT- (90 IR1) - 100	CT- (90 IR2) - 100	100	50 / 75 / 100	1.0	1.2	1.5	2.0	150
CT- (90 IR1) - 150	CT- (90 IR2) - 150	150	50 / 75 / 100/150	1.0	1.2	1.5	2.0	200
CT- (90 IR1) - 200	CT- (90 IR2) - 200	200	50 / 75 / 100 / 150 / 200	1.0	1.2	1.5	2.0	300
CT- (90 IR1) - 250	CT- (90 IR2) - 250	250	50 / 75 / 100 / 150 / 200	1.0	1.2	1.5	2.0	450
CT- (90 IR1) - 300	CT- (90 IR2) - 300	300	50 / 75 / 100 / 150 / 200	1.0	1.2	1.5	2.0	600
CT- (90 IR1) - 350	CT- (90 IR2) - 350	350	50 / 75 / 100 / 150 / 200	1.2	1.5	2.0	2.0	900
CT- (90 IR1) - 400	CT- (90 IR2) - 400	400	50 / 75 / 100 / 150 / 200	1.2	1.5	2.0	2.0	**Material Finish(F)**
CT- (90 IR1) - 450	CT- (90 IR2) - 450	450	50 / 75 / 100 / 150 / 200	1.2	1.5	2.0	2.0	
CT- (90 IR1) - 500	CT- (90 IR2) - 500	500	50 / 75 / 100 / 150 / 200	1.2	1.5	2.0	2.0	HDG (Hot Dip Galvanized)
CT- (90 IR1) - 600	CT- (90 IR2) - 600	600	50 / 75 / 100 / 150 / 200	1.2	1.5	2.0	2.0	MG (Mill Galvanized)
CT- (90 IR1) - 700	CT- (90 IR2) - 700	700	50 / 75 / 100 / 150 / 200	1.5	1.5	2.0	2.0	ALU. (Aluminium)
CT- (90 IR1) - 750	CT- (90 IR2) - 750	750	50 / 75 / 100 / 150 / 200	1.5	1.5	2.0	2.0	SS (Stainless Steel)
CT- (90 IR1) - 800	CT- (90 IR2) - 800	800	50 / 75 / 100 / 150 / 200	1.5	1.5	2.0	2.0	PC (Powder Coated)
CT- (90 IR1) - 900	CT- (90 IR2) - 900	900	50 / 75 / 100 / 150 / 200	1.5	1.5	2.0	2.0	
CT- (90 IR1) - 1000	CT- (90 IR2) - 1000	1000	50 / 75 / 100 / 150 / 200	1.5	2.0	2.0	2.0	

Notes:

** Use Item Code "CT - (90 IR1) / C " for 90° Inside Riser with Cover (For Type - 1)*

** Use Item Code "CT - (90 IR2) / C " for 90° Inside Riser with Cover (For Type - 2)*

45^0 Vertical Outside Riser/ Elbow / Bend for Cable Tray

Item Type - 1
(Part No : CT - 45 OR1/W)

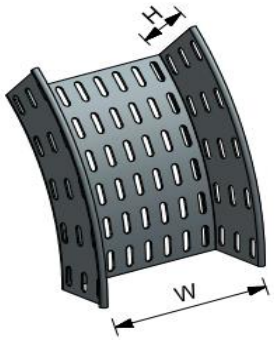

Item Type - 1 With Cover
(Part No. : CT - 45 OR1/C/W)

Item Type - 2
Part No :CT - 45 OR2/W)

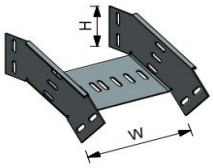

Item Type - 2 With Cover
(Part No : CT - 45 OR2/C/W)

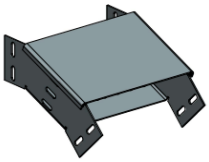

Item Code/ Part No. for Type 45 OR1	Item Code/ Part No. for Type 45 OR2	Width(W) (mm)	Height (H) (mm)	Thickness (T) (mm)				Radius (mm)
CT- (45 OR1) - 50	CT- (45 OR2) - 50	50	50	1.0	1.2	1.5	2.0	100
CT- (45 OR1) - 100	CT- (45 OR2) - 100	100	50 / 75 / 100	1.0	1.2	1.5	2.0	150
CT- (45 OR1) - 150	CT- (45 OR2) - 150	150	50 / 75 / 100/150	1.0	1.2	1.5	2.0	200
CT- (45 OR1) - 200	CT- (45 OR2) - 200	200	50 / 75 / 100 / 150 / 200	1.0	1.2	1.5	2.0	300
CT- (45 OR1) - 250	CT- (45 OR2) - 250	250	50 / 75 / 100 / 150 / 200	1.0	1.2	1.5	2.0	450
CT- (45 OR1) - 300	CT- (45 OR2) - 300	300	50 / 75 / 100 / 150 / 200	1.0	1.2	1.5	2.0	600
CT- (45 OR1) - 350	CT- (45 OR2) - 350	350	50 / 75 / 100 / 150 / 200	1.2	1.5	2.0	2.0	900
CT- (45 OR1) - 400	CT- (45 OR2) - 400	400	50 / 75 / 100 / 150 / 200	1.2	1.5	2.0	2.0	Material Finish(F)
CT- (45 OR1) - 450	CT- (45 OR2) - 450	450	50 / 75 / 100 / 150 / 200	1.2	1.5	2.0	2.0	
CT- (45 OR1) - 500	CT- (45 OR2) - 500	500	50 / 75 / 100 / 150 / 200	1.2	1.5	2.0	2.0	HDG (Hot Dip Galvanized) MG (Mill Galvanized) ALU. (Aluminium) SS (Stainless Steel) PC (Powder Coated)
CT- (45 OR1) - 600	CT- (45 OR2) - 600	600	50 / 75 / 100 / 150 / 200	1.2	1.5	2.0	2.0	
CT- (45 OR1) - 700	CT- (45 OR2) - 700	700	50 / 75 / 100 / 150 / 200	1.5	1.5	2.0	2.0	
CT- (45 OR1) - 750	CT- (45 OR2) - 750	750	50 / 75 / 100 / 150 / 200	1.5	1.5	2.0	2.0	
CT- (45 OR1) - 800	CT- (45 OR2) - 800	800	50 / 75 / 100 / 150 / 200	1.5	1.5	2.0	2.0	
CT- (45 OR1) - 900	CT- (45 OR2) - 900	900	50 / 75 / 100 / 150 / 200	1.5	1.5	2.0	2.0	
CT- (45 OR1) - 1000	CT- (45 OR2) - 1000	1000	50 / 75 / 100 / 150 / 200	1.5	2.0	2.0	2.0	

Notes:

** Use Item Code "CT - (45 OR1) / C " for 45° Outside Riser* ***with Cover*** **(For Type - 1)**

** Use Item Code "CT - (45 OR2) / C " for 45° Outside Riser* ***with Cover*** **(For Type - 2)**

45^0 Vertical Inside Riser/ Elbow / Bend for Cable Tray

Item Type - 1
(Part No : CT - 45 IR1/W)

Item Type - 1 With Cover
(Part No. : CT - 45 IR1/C/W)

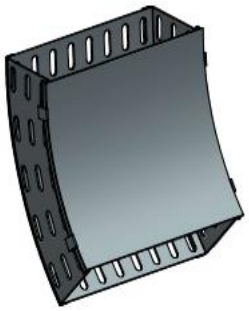

Item Type - 2
Part No :CT - 45 IR2/W)

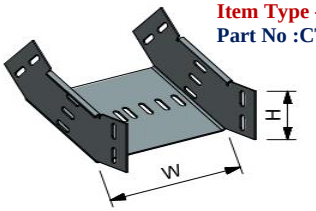

Item Type - 2 With Cover
(Part No : CT - 45 IR/C/W)

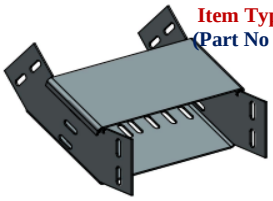

Item Code/ Part No. for Type 45 IR1	Item Code/ Part No. for Type 45 IR2	Width(W) (mm)	Height (H) (mm)	Thickness (T) (mm)				Radius (mm)
CT- (45 IR1)- 50	CT- (45 IR2) - 50	50	50	1.0	1.2	1.5	2.0	100
CT- (45 IR1) - 100	CT- (45 IR2) - 100	100	50 / 75 / 100	1.0	1.2	1.5	2.0	150
CT- (45 IR1) - 150	CT- (45 IR2) - 150	150	50 / 75 / 100/150	1.0	1.2	1.5	2.0	200
CT- (45 IR1) - 200	CT- (45 IR2) - 200	200	50 / 75 / 100 / 150 / 200	1.0	1.2	1.5	2.0	300
CT- (45 IR1) - 250	CT- (45 IR2) - 250	250	50 / 75 / 100 / 150 / 200	1.0	1.2	1.5	2.0	450
CT- (45 IR1) - 300	CT- (45 IR2) - 300	300	50 / 75 / 100 / 150 / 200	1.0	1.2	1.5	2.0	600
CT- (45 IR1) - 350	CT- (45 IR2) - 350	350	50 / 75 / 100 / 150 / 200	1.2	1.5	2.0	2.0	900
CT- (45 IR1) - 400	CT- (45 IR2) - 400	400	50 / 75 / 100 / 150 / 200	1.2	1.5	2.0	2.0	**Material Finish(F)**
CT- (45 IR1) - 450	CT- (45 IR2) - 450	450	50 / 75 / 100 / 150 / 200	1.2	1.5	2.0	2.0	
CT- (45 IR1) - 500	CT- (45 IR2) - 500	500	50 / 75 / 100 / 150 / 200	1.2	1.5	2.0	2.0	HDG (Hot Dip Galvanized) MG (Mill Galvanized) ALU. (Aluminium) SS (Stainless Steel) PC (Powder Coated)
CT- (45 IR1) - 600	CT- (45 IR2) - 600	600	50 / 75 / 100 / 150 / 200	1.2	1.5	2.0	2.0	
CT- (45 IR1) - 700	CT- (45 IR2) - 700	700	50 / 75 / 100 / 150 / 200	1.5	1.5	2.0	2.0	
CT- (45 IR1) - 750	CT- (45 IR2) - 750	750	50 / 75 / 100 / 150 / 200	1.5	1.5	2.0	2.0	
CT- (45 IR1) - 800	CT- (45 IR2) - 800	800	50 / 75 / 100 / 150 / 200	1.5	1.5	2.0	2.0	
CT- (45 IR1) - 900	CT- (45 IR2) - 900	900	50 / 75 / 100 / 150 / 200	1.5	1.5	2.0	2.0	
CT- (45 IR1) - 1000	CT- (45 IR2) - 1000	1000	50 / 75 / 100 / 150 / 200	1.5	2.0	2.0	2.0	

Notes:

** Use Item Code "CT - (45 IR1) / C " for 45° Outside Riser* ***with Cover*** **(For Type - 1)**

** Use Item Code "CT - (45 IR2) / C " for 45° Outside Riser* ***with Cover*** **(For Type - 2)**

Horizontal Tee for Cable Tray

Item Type - 1
(Part No.CT - HT-1/W)

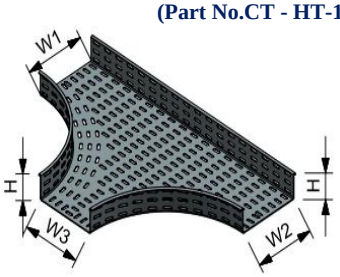

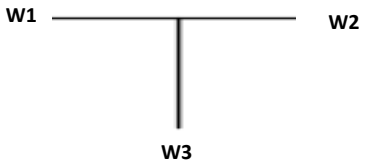

Item Type - 2
(Part No. CT - HT - 2/W)

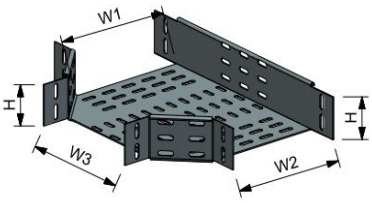

Item Type -1 With Coverr
(Part No. CT - HT - 1/C/W)

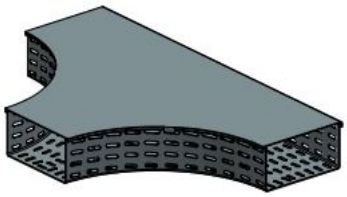

Vertical Tee
Part No : CT - VT - 3/W)

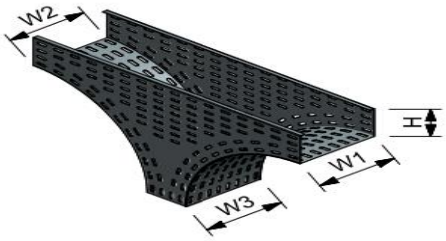

Item Type - 2 With Cover
Part No. : CT - HT - 2/C/W)

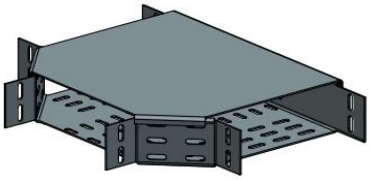

Item Code/ Part No. for Type HT1	Item Code/ Part No. for Type HT2	Width(W) (mm)	Height (H) (mm)	Thickness (T) (mm)				Radius (mm)
CT- (HT1)- 50	CT- (HT2) - 50	50	50	1.0	1.2	1.5	2.0	100
CT- (HT1) - 100	CT- (HT2) - 100	100	50 / 75 / 100	1.0	1.2	1.5	2.0	150
CT- (HT1) - 150	CT- (HT2) - 150	150	50 / 75 / 100/150	1.0	1.2	1.5	2.0	200
CT- (HT1) - 200	CT- (HT2) - 200	200	50 / 75 / 100 / 150 / 200	1.0	1.2	1.5	2.0	300
CT- (HT1) - 250	CT- (HT2) - 250	250	50 / 75 / 100 / 150 / 200	1.0	1.2	1.5	2.0	450
CT- (HT1) - 300	CT- (HT2) - 300	300	50 / 75 / 100 / 150 / 200	1.0	1.2	1.5	2.0	600
CT- (HT1) - 350	CT- (HT2) - 350	350	50 / 75 / 100 / 150 / 200	1.2	1.5	2.0	2.0	900
CT- (HT1) - 400	CT- (HT2) - 400	400	50 / 75 / 100 / 150 / 200	1.2	1.5	2.0	2.0	**Material Finish(F)**
CT- (HT1) - 450	CT- (HT2) - 450	450	50 / 75 / 100 / 150 / 200	1.2	1.5	2.0	2.0	
CT- (HT1) - 500	CT- (HT2) - 500	500	50 / 75 / 100 / 150 / 200	1.2	1.5	2.0	2.0	HDG (Hot Dip Galvanized)
CT- (HT1) - 600	CT- (HT2) - 600	600	50 / 75 / 100 / 150 / 200	1.2	1.5	2.0	2.0	MG (Mill Galvanized)
CT- (HT1) - 700	CT- (HT2) - 700	700	50 / 75 / 100 / 150 / 200	1.5	1.5	2.0	2.0	ALU. (Aluminium)
CT- (HT1) - 750	CT- (HT2) - 750	750	50 / 75 / 100 / 150 / 200	1.5	1.5	2.0	2.0	SS (Stainless Steel)
CT- (HT1) - 800	CT- (HT2) - 800	800	50 / 75 / 100 / 150 / 200	1.5	1.5	2.0	2.0	PC (Powder Coated)
CT- (HT1) - 900	CT- (HT2) - 900	900	50 / 75 / 100 / 150 / 200	1.5	1.5	2.0	2.0	
CT- (HT1) - 1000	CT- (HT2) - 1000	1000	50 / 75 / 100 / 150 / 200	1.5	2.0	2.0	2.0	

Notes:

** Use Item Code "CT - (HT1) / C " for Horizontal Tee* ***with Cover*** (For Type - 1)

** Use Item Code "CT - (HT2) / C " for Horizontal Tee* ***with Cover*** (For Type - 2)

Horizontal Cross / Intersection for Cable Tray

Item Type - 1 Part No :CT - HC-1/W)

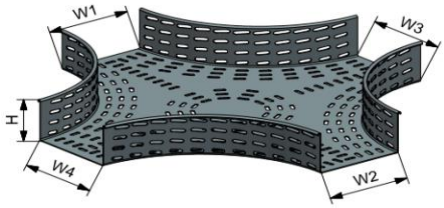

Item Type -1 With Cover
(Part No : CT - HC - 1/C)/W)

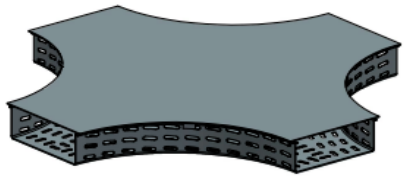

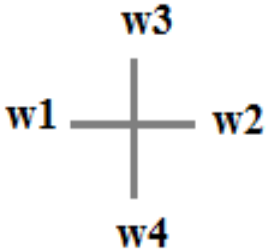

Item Type -2
(Part No : CT - HC - 2/W)

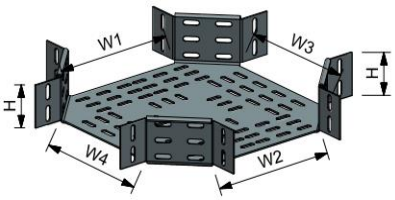

Item Type - 2 With Cover
(Part No : CT - HC - 2/C/W)

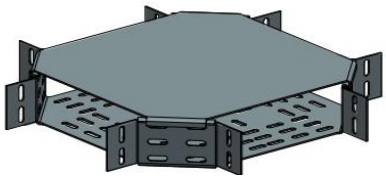

Item Code/ Part No. for Type HC1	Item Code/ Part No. for Type HC2	Width(W) (mm)	Height (H) (mm)	Thickness (T) (mm)				Radius (mm)
CT- (HC1)- 50	CT- (HC2) - 50	50	50	1.0	1.2	1.5	2.0	100
CT- (HC1) - 100	CT- (HC2) - 100	100	50 / 75 / 100	1.0	1.2	1.5	2.0	150
CT- (HC1) - 150	CT- (HC2) - 150	150	50 / 75 / 100/150	1.0	1.2	1.5	2.0	200
CT- (HC1) - 200	CT- (HC2) - 200	200	50 / 75 / 100 / 150 / 200	1.0	1.2	1.5	2.0	300
CT- (HC1) - 250	CT- (HC2) - 250	250	50 / 75 / 100 / 150 / 200	1.0	1.2	1.5	2.0	450
CT- (HC1) - 300	CT- (HC2) - 300	300	50 / 75 / 100 / 150 / 200	1.0	1.2	1.5	2.0	600
CT- (HC1) - 350	CT- (HC2) - 350	350	50 / 75 / 100 / 150 / 200	1.2	1.5	2.0	2.0	900
CT- (HC1) - 400	CT- (HC2) - 400	400	50 / 75 / 100 / 150 / 200	1.2	1.5	2.0	2.0	**Material Finish(F)**
CT- (HC1) - 450	CT- (HC2) - 450	450	50 / 75 / 100 / 150 / 200	1.2	1.5	2.0	2.0	
CT- (HC1) - 500	CT- (HC2) - 500	500	50 / 75 / 100 / 150 / 200	1.2	1.5	2.0	2.0	HDG (Hot Dip Galvanized) MG (Mill Galvanized) ALU. (Aluminium) SS (Stainless Steel) PC (Powder Coated)
CT- (HC1) - 600	CT- (HC2) - 600	600	50 / 75 / 100 / 150 / 200	1.2	1.5	2.0	2.0	
CT- (HC1) - 700	CT- (HC2) - 700	700	50 / 75 / 100 / 150 / 200	1.5	1.5	2.0	2.0	
CT- (HC1) - 750	CT- (HC2) - 750	750	50 / 75 / 100 / 150 / 200	1.5	1.5	2.0	2.0	
CT- (HC1) - 800	CT- (HC2) - 800	800	50 / 75 / 100 / 150 / 200	1.5	1.5	2.0	2.0	
CT- (HC1) - 900	CT- (HC2) - 900	900	50 / 75 / 100 / 150 / 200	1.5	1.5	2.0	2.0	
CT- (HC1) - 1000	CT- (HC2) - 1000	1000	50 / 75 / 100 / 150 / 200	1.5	2.0	2.0	2.0	

Notes:

** Use Item Code "CT - (HC1) / C " for Horizontal Tee* ***with Cover*** **(For Type - 1)**

** Use Item Code "CT - (HC2) / C " for Horizontal Tee* ***with Cover*** **(For Type - 2)**

Reducers for Cable Trays

Straight Reducer (Type 1)
Part No: CT - STR 1- W1/W2

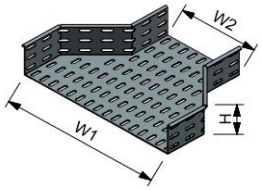

Straight Reducer (Type 2 :
Part No : CT - STR 2 - W1/W2

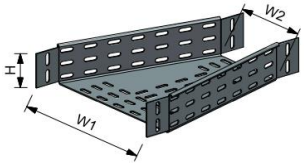

Left Hand Reducer
Part No : T - LHR- W1/W2

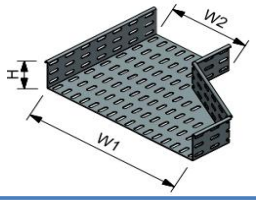

Right Hand Reducer
Part No : CT - RHR- W1/W2

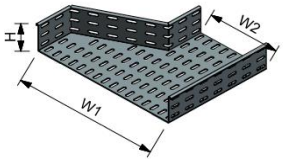

Straight Reducer W/Cover (Type 1)
Part No : CT - STR 1 - C - W1/W2

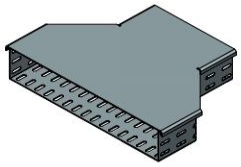

Straight Reducer W/Cover (Type 2)
Part No : CT - STR 2 - C - W1/W2

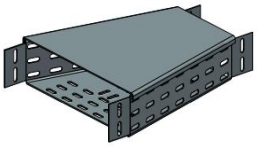

Left Hand Reducer W.Cover
Part No : CT - LHR - C - W1/W2

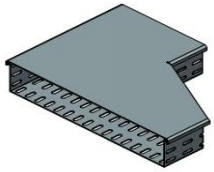

Right Hand Reducer W/Cover
Part No : CT - RHR - C - W1/W2

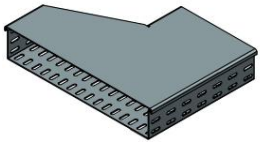

Item Code/ Part No. for Straight Reducer	Item Code/ Part No. for Left Hand Reducer	Item Code/ Part No. for Right Hand Reducer	Width (W_1-W_2) (mm)	Height (H) (mm)	Thickness (T) (mm)	Material Finish(F)
CT- (STR) 100/W2	CT- (LHR) 100/W2	CT- (RHR)100/W2	100 - W2	50 / 75 / 100 / 150 / 200	1.0 / 1.2 / 1.5 / 2.0	HDG (Hot Dip Galv.)
CT- (STR) 150/W2	CT- (LHR) 150/W2	CT- (RHR)150/W2	150 - W2	50 / 75 / 100 / 150 / 200	1.0 / 1.2 / 1.5 / 2.0	
CT- (STR) 200/W2	CT- (LHR) 200/W2	CT- (RHR) 200/W2	200 - W2	50 / 75 / 100 / 150 / 200	1.0 / 1.2 / 1.5 / 2.0	MG (Mill Galv.)
CT- (STR) 250/W2	CT- (LHR) 250/W2	CT- (RHR)250/W2	250 - W2	50 / 75 / 100 / 150 / 200	1.0 / 1.2 / 1.5 / 2.0	
CT- (STR) 300/W2	CT- (LHR) 300/W2	CT- (RHR)300/W2	300 - W2	50 / 75 / 100 / 150 / 200	1.0 / 1.2 / 1.5 / 2.0	
CT- (STR) 350/W2	CT- (LHR) 350/W2	CT- (RHR)350/W2	350 - W2	50 / 75 / 100 / 150 / 200	1.0 / 1.2 / 1.5 / 2.0	
CT- (STR) 400/W2	CT- (LHR) 400/W2	CT- (RHR)400/W2	400 - W2	50 / 75 / 100 / 150 / 200	1.0 / 1.2 / 1.5 / 2.0	AL (Aluminium)
CT- (STR) 450 /W2	CT- (LHR) 450/W2	CT- (RHR)450/W2	450 - W2	50 / 75 / 100 / 150 / 200	1.0 / 1.2 / 1.5 / 2.0	
CT- (STR) 500/W2	CT- (LHR) 500/W2	CT- (RHR)500/W2	500 - W2	50 / 75 / 100 / 150 / 200	1.0 / 1.2 / 1.5 / 2.0	
CT- (STR) 600/W2	CT- (LHR) 600/W2	CT- (RHR)600/W2	600 - W2	50 / 75 / 100 / 150 / 200	1.0 / 1.2 / 1.5 / 2.0	SS (Stainless Steel)
CT- (STR) 700/W2	CT- (LHR) 700/W2	CT- (RHR)700/W2	700 - W2	50 / 75 / 100 / 150 / 200	1.0 / 1.2 / 1.5 / 2.0	
CT- (STR) 750/W2	CT- (LHR) 750/W2	CT- (RHR)750/W2	750 - W2	50 / 75 / 100 / 150 / 200	1.0 / 1.2 / 1.5 / 2.0	
CT- (STR) 800/W2	CT- (LHR) 800/W2	CT- (RHR)800/W2	800 - W2	50 / 75 / 100 / 150 / 200	1.0 / 1.2 / 1.5 / 2.0	PC (Powder Coating)
CT- (STR) 900/W2	CT- (LHR) 900/W2	CT- (RHR)900/W2	900 - W2	50 / 75 / 100 / 150 / 200	1.0 / 1.2 / 1.5 / 2.0	
CT- (STR) 1000/W2	CT- (LHR) 1000/W2	CT- (RHR) 1000/W2	1000-W2	50 / 75 / 100 / 150 / 200	1.0 / 1.2 / 1.5 / 2.0	

Notes :

** Use Item Code "CT - (STR1 - C - W1/W2) " for Straight Reducer With Cover*

Please select the item code and fill the other size of reducer (W2) while ordering

Angle Connector

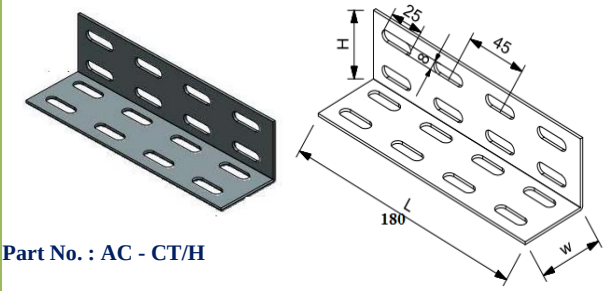

Part No. : AC - CT/H

Item Code/Part No	Size (H x W x L)	Thickness	Finish
AC - CT - 50/50	50 x 50 x 180 mm	1.0 mm	HDG
AC - CT - 60/50	60 x 50 x 180 mm		MG
AC - CT - 75/50	75 x 50 x 180 mm	1.2 mm	
AC - CT - 75/75	75 x 75 x 180 mm		ALU
AC - CT - 100/50	100 x 50 x 180 mm	1.5 mm	
AC - CT - 100/100	100 x 100 x 180 mm		S/S
AC - CT - 150/100	150 x 100 x 180 mm	2.0 mm	
AC - CT - 200/100	200 x 100 x 180 mm		PC

Straight Connector

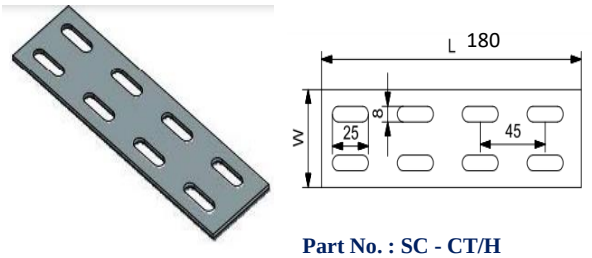

Part No. : SC - CT/H

Item Code/Part No	Size (H x L)	Thickness	Finish
SC - CT - 50	50 x 180 mm	1.0 mm	HDG
SC - CT - 60	60 x 180 mm		MG
SC - CT - 75	75 x 180 mm	1.2 mm	ALU
SC - CT - 100	100 x 180 mm	1.5 mm	
SC - CT - 150	150 x 180 mm	2.0 mm	S/S
AC - CT - 200	200 x 180 mm		PC

Vertical Adjustable Connector

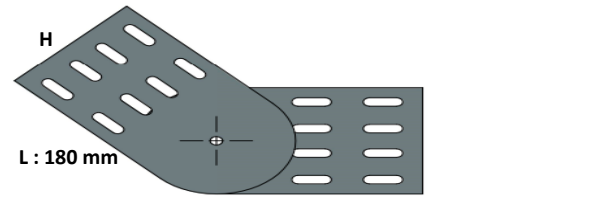

Height (As per C/Tray)

Part No : VAC - CT - H

Item Code/Part No	Size (H x L)	Thickness	Finish
VAC - CT - 50	50 x 180 mm	1.0 mm	HDG
VAC - CT - 60	60 x 180 mm		MG
VAC - CT - 75	75 x 180 mm	1.2 mm	ALU
VAC - CT - 100	100 x 180 mm	1.5 mm	
VAC - CT - 150	150 x 180 mm	2.0 mm	S/S
VAC - CT - 200	200 x 180 mm		PC

Bendable Splice Plate



Height (As per C/Tray)

Part No :BSP - CT - H

Item Code/Part No	Size (H x L)	Thickness	Finish
BSP - CT - 50	50 x 180 mm	1.0 mm	HDG
BSP - CT - 60	60 x 180 mm		MG
BSP - CT - 75	75 x 180 mm	1.2 mm	ALU
BSP - CT - 100	100 x 180 mm	1.5 mm	
BSP - CT - 150	150 x 180 mm	2.0 mm	S/S
BSP - CT - 200	200 x 180 mm		PC

Box Connector



Part No. BC - CT - W/H

Part No.	Width	Height	Thickness	Finish
BC - CT - 100/H	100	50 mm	1.0 mm	HDG
BC - CT - 200/H	200	60 mm	1.2 mm	MG
BC - CT - 300/H	300	75 mm	1.5 mm	ALU
BC - CT - 400/H	400	100 mm	2.0 mm	S/S
BC - CT - 500/H	500	125 mm		PC
BC - CT - 600/H	600	150 mm		
BC - CT - 700/H	700			
BC - CT - 800/H	800			

Reducing Connector

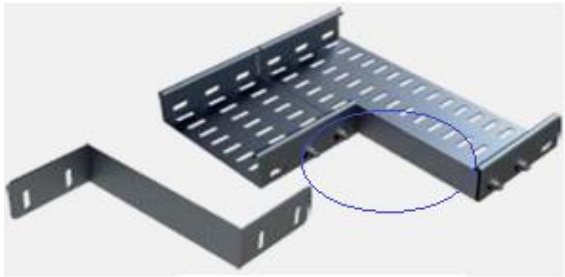

Part No. RC - CT - W

Part No.	Reducing Width	Thickness	Finish
RC - CT - 100	100 mm	1.0 mm	HDG
RC - CT - 200	200 mm	1.2 mm	MG
RC - CT - 300	300 mm	1.5 mm	ALU
RC - CT - 400	400 mm	2.0 mm	S/S
RC - CT - 500	500 mm		PC
RC - CT - 600	600 mm		
RC - CT - 700	700 mm		
RC - CT - 800	800 mm		

End Plate/ Blind End



Part No. EP - CT - W

Part No.	Width	Height	Thickness	Finish
EP - CT - 100	100	50 mm	1.0 mm	HDG
EP - CT - 200	200	60 mm	1.2 mm	MG
EP - CT - 300	300	75 mm	1.5 mm	ALU
EP - CT - 400	400	100 mm	2.0 mm	S/S
EP - CT - 500	500	125 mm		PC
EP - CT - 600	600	150 mm		
EP - CT - 700	700			
EP - CT - 800	800			
EP - CT - 900	900			

Cover Fixing Clamp

Part No. CFC - CT

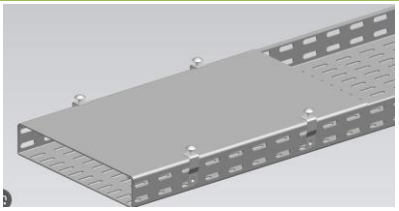

Part No.	Height	Thickness	Bolt Size	Finish
CFC - 50	50	1.0	6 mm	HDG
CFC - 75	75	1.2	8 mm	MG
CFC - 100	100	1.5	10 mm	ALU
EP - CT - 150	150	2.0	12 mm	S/S
EP - CT - 200	200			PC

Expansion Connector

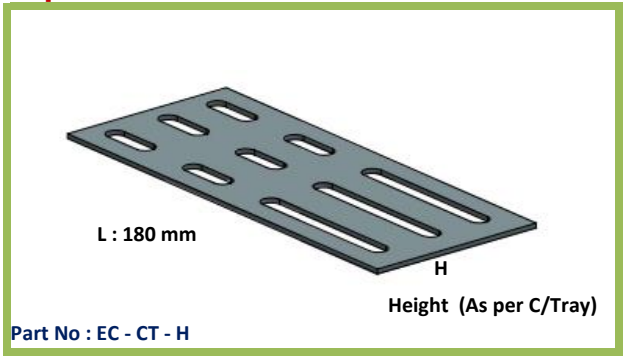

Part No.	Size (H x W x L)	Thickness	Finish
EC - CT - 50	50 x 50 x 180 mm	1.0 mm	HDG
EC - CT - 60	60 x 50 x 180 mm		
EC - CT - 75	75 x 50 x 180 mm	1.2 mm	MG
EC - CT - 100	75 x 75 x 180 mm		
EC - CT - 150	100 x 50 x 180 mm	1.5 mm	ALU
EC - CT - 200	100 x 100 x 180 mm		
		2.0 mm	S/S
			PC

Bendable Angle Connector

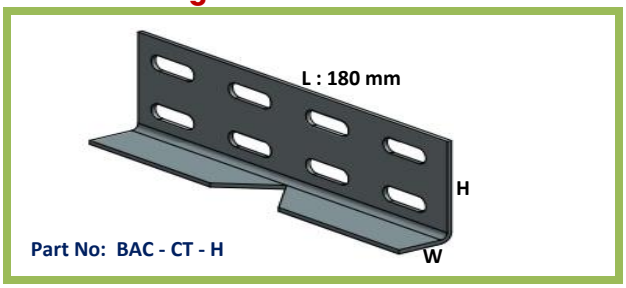

Part No.	Size (H x L)	Thickness	Finish
BAC- CT - 50	50 x 180 mm	1.0 mm	HDG
BAC- CT - 60	60 x 180 mm		MG
BAC- CT - 75	75 x 180 mm	1.2 mm	ALU
BAC- CT - 100	100 x 180 mm	1.5 mm	S/S
BAC- CT - 150	150 x 180 mm	2.0 mm	PC
BAC - CT - 200	200 x 180 mm		

Fish Plate Connector

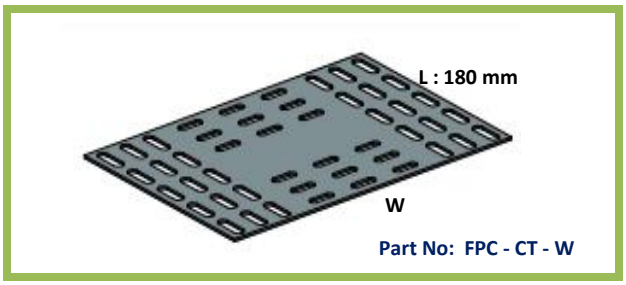

Part No.	Size (W x L)	Thickness	Finish
FPC - CT - 100	100 x 180 mm	1.0 mm	HDG
FPC - CT - 150	150 x 180 mm		MG
PFC - CT - 200	200 x 180 mm	1.2 mm	ALU
FPC - CT - 300	300 x 180 mm	1.5 mm	S/S
FPC - CT - 400	400 x 180 mm	2.0 mm	PC
PFC - CT - 500	500 x 180 mm		

U - Connector

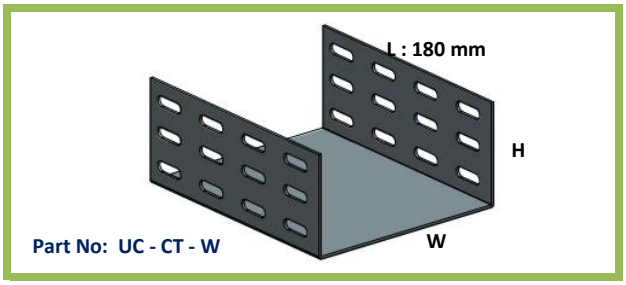

Part No.	Size (H x L)	Thickness	Finish
UC - CT - 100	100 x 180 mm	1.0 mm	HDG
UC - CT - 150	150 x 180 mm		MG
UC - CT - 200	200 x 180 mm	1.2 mm	ALU
UC - CT - 300	300 x 180 mm	1.5 mm	S/S
UC - CT - 400	400 x 180 mm	2.0 mm	PC
UC - CT - 500	500 x 180 mm		

Earth Bonding Jumper (Y/G Cable)

Part No.	Cable Size	Lug stud hole
EBJ - YG/4	4 mm^2 x 150 mm L	6 mm
EBJ - YG/6	6 mm^2 x 150 mm L	6 mm
EBJ - YG/8	8 mm^2 x 150 mm L	6 mm

Earth Bonding Jumper (Flexible Tinned Copper)

Part No.	Size	Lug stud hole
EBJ - BTC/4	4 mm^2 x 150 mm L	6 mm
EBJ - BTC/6	6 mm^2 x 200 mm L	6 mm
EBJ - BTC/10	6 mm^2 x 200 mm L	6 mm

Drop Out Plate (DO)



Part No.	Drop Out Width	Thickness	Finish
DO - CT - 100	100 mm	1.0 mm	HDG
DO - CT - 200	200 mm		
DO - CT - 300	300 mm	1.2 mm	MG
DO - CT - 400	400 mm		ALU
DO - CT - 500	500 mm	1.5 mm	
DO - CT - 600	600 mm		S/S
DO - CT - 700	700 mm	2.0 mm	PC
DO - CT - 800	800 mm		

Barrier Strip/Seperator (BS)

Part No.	Height	Length	Thickness	Finish
BS - CT - 50	50 mm	2.44 Mtr	1.0 mm	HDG
BS - CT - 60	60 mm			MG
BS - CT - 75	75 mm		1.2 mm	ALU
BS - CT - 100	100 mm	3 Mtr	1.5 mm	S/S
BS - CT - 125	125 mm		2.0 mm	PC
BS - CT - 150	150 mm			

Note : Other sizes available upon Reqeust

AL FAREED STARS FACTORY CO.

For Metal Industries and Cable Support System

Address :

P.O. BOX 355803, Riyadh 11383

Street 59, Modon Indusrial City

Al Kharj, Kingdom of Saudi Arabia.

Tel : +966 11 542 0047

E-mail : info@alfareedstars.com